



*CSA*

Chad Soard  
Trifecta Wildlife Services, LLC

# 1 LEXINGTON LN

---

Tuesday, April 30, 2019

Prepared For John & Jane Doe

32 Issues Identified



---

### ISSUE 1


Primary animal entry point at construction gap in this gable end inside corner (flying squirrels strongly suspected)



---

### ISSUE 2

Close up of Issue 1 showing gap and body oils and tracking from animal entry activity.



---

### ISSUE 3

Droppings observed in attic consistent with flying squirrels; mouse droppings were also observed.



---

#### ISSUE 4


Trails observed in attic insulation consistent with size of flying squirrels.



---

#### ISSUE 5

This piece of insulation observed to be displaced and stripped of the insulating material; possibly taken for nest construction.



---

#### ISSUE 6

Bird nesting debris observed in attic at driveway side gable vent where House Sparrows are entering and nesting.



---

#### ISSUE 7


More bird nesting debris observed in attic under the gable vent.



---

#### ISSUE 8

Fascia/masonry gapping observed in locations around home and is small animal entry vulnerable.



---

#### ISSUE 9

An example of other fascia/masonry gapping on the home where gapping is not significant; for aesthetics though we recommend sealing all runs.





---

#### ISSUE 10

Small gapping at the gas line chase to seal.



---

#### ISSUE 11

Of the bathroom exhaust vents, Issue 12 shows it currently has a screen and flapper and is not significantly vulnerable to animal intrusion, but other varieties of pest-resistant vents are available.



---

#### ISSUE 12

Vent from Issue 11 showing flapper held up and screen present.




### ISSUE 13

Higher bathroom exhaust with flapper held out has no screen and so is animal entry vulnerable.



### ISSUE 14

Not sure of this vent's function, but window screening is loosely stuff in and therefore this is left animal entry vulnerable.



### ISSUE 15

Garage door bottom seal broken at this end; floor crack and settlement makes resolution of this challenging; currently may be considered small animal entry vulnerable.



---

#### **ISSUE 16**

Top of garage door also has a small gap present.



---

#### **ISSUE 17**

This vent has a broken screen and is being entered by birds as seen in the following two Issues; client has stated it will be removed as it is inactive.



---

#### **ISSUE 18**

Issue 17 explains





---

**ISSUE 19**  
Issue 17 explains



---

**ISSUE 20**  
Construction gap at this eave end needs sealed.



---

**ISSUE 21**  
Not animal relevant, but observed this to be bent.





---

#### ISSUE 22

This eave end needs bent back into place and underside has exposed wood and small gap; recommend cladding with flashing and sealing.



---

#### ISSUE 23

One of three louvred gable vents, this one with some paint flaking away, but functionally okay; exterior screening recommended to resolve any wildlife issues at all three gable vents.



---

#### ISSUE 24

Gable vent on driveway end of home showing the signs of bird entry.



---

**ISSUE 25**

Third gable vent currently unbreached, but excluding is recommended.



---

**ISSUE 26**


Nine static box vents that are in good repair, but not protected currently.



---

**ISSUE 27**

Brick spalling observed on chimney.



---

#### ISSUE 28

Construction gap at end of this eave "eyebrow" to seal.



---

#### ISSUE 29

Small construction gap to seal at this eave "eyebrow."



---

#### ISSUE 30

Small construction gap under this roof corner; Issue 31 shows close up.





---

### ISSUE 31

Close up of Issue 30 showing small gap to seal at this roof corner.



---

### ISSUE 32

Dryer vent is not a pest-resistant style and may be replaced with one.